

Washington County, TX

My Treasurers Report

Summary

Date Range: 01/01/2026 - 01/31/2026

Fund	Beginning Cash Balance	Revenues	Expenses	Net Change Assets	Net Change Liabilities	Calculated Ending Balance	Actual Ending Balance	Calculated - Actual Ending
010 - GENERAL FUND	-378,441.01	11,959,181.57	2,894,710.30	0.00	1,097,728.49	7,588,301.77	-768,511.18	8,356,912.95
015 - ENGINEERING & DEVELOPMENT SERVICES	782,739.72	3,097,737.10	208,185.15	0.00	-74,521.74	3,746,813.41	788,372.16	2,958,441.25
016 - CONSTABLES FORFEITURE FUND	0.00	0.00	0.00	0.00	0.00	0.00	0.00	0.00
020 - SB 22	0.00	175,543.83	9,999.70	0.00	3,962.97	161,581.16	0.00	161,581.16
021 - HIGHWAY 290/36	0.00	0.00	0.00	0.00	0.00	0.00	0.00	0.00
022 - OPIOID SETTLEMENT	0.00	40.54	0.00	0.00	0.00	40.54	0.00	40.54
023 - JP TECHNOLOGY	0.00	760.17	32.17	0.00	4.04	723.96	0.00	723.96
024 - DISTRICT ATTORNEY LEASE FUNDS	8,680.11	5.71	0.00	0.00	0.00	8,685.82	8,685.82	0.00
025 - DISTRICT ATTORNEY	-499.16	0.00	0.00	0.00	0.00	-499.16	-499.16	0.00
026 - DISTRICT ATTORNEY - HOT CHECK	503.51	0.00	0.00	0.00	0.00	503.51	503.51	0.00
027 - CAPEX GENERAL FUND	0.00	223.45	0.00	0.00	0.00	223.45	0.00	223.45
029 - EMS	2,956.77	0.00	7,236.07	0.00	0.00	-4,279.30	-538.33	-3,740.97
030 - AMBULANCE SERVICE SUPPLEMENT PAYMENT	10,587.58	0.00	0.00	0.00	0.00	10,587.58	10,587.58	0.00
031 - AMERICAN RESCUE PLAN ACT	768,808.89	423.64	115,148.87	0.00	0.00	654,083.66	644,602.46	9,481.20
032 - CORONAVIRUS RELIEF FUND	-211.93	0.00	0.00	0.00	0.00	-211.93	-211.93	0.00
033 - SILVER CRAYON PROJECT	0.00	0.00	0.00	0.00	0.00	0.00	0.00	0.00
034 - AVIATION CAPITAL IMPROVEMENT FUND	0.00	0.00	0.00	0.00	0.00	0.00	0.00	0.00
035 - EMS DONATION	74,573.76	11,429.77	5,137.79	0.00	2,957.30	77,908.44	77,384.21	524.23
036 - CRIMINAL JUSTICE	65,701.86	21,968.84	10,110.34	0.00	59,511.72	18,043.64	18,043.64	0.00
037 - RURAL ADDRESSING	53,529.81	892.08	950.00	0.00	-950.00	54,421.89	53,985.01	436.88
038 - NARCOTTIC	0.00	0.00	0.00	0.00	0.00	0.00	0.00	0.00
039 - LAW LIBRARY	83,545.29	3,312.08	0.00	0.00	0.00	86,857.37	86,857.37	0.00
040 - CHECK AND PROCESS	26,725.31	0.00	0.00	0.00	0.00	26,725.31	26,725.31	0.00
041 - SHERIFF ESCROW	36,139.83	23.77	0.00	0.00	0.00	36,163.60	36,163.60	0.00
042 - CHILD FOSTER CARE	38,663.01	434.96	0.00	0.00	0.00	39,097.97	38,748.48	349.49
043 - EDS CAPEX FUND	0.00	0.00	190,327.00	0.00	0.00	-190,327.00	0.00	-190,327.00
044 - SNACK ACCOUNT	5,632.83	2.50	97.30	0.00	1,128.95	4,409.48	4,409.48	0.00
045 - SCHOOL LAND DAMAGE	6,368.85	109.02	0.00	0.00	0.00	6,477.87	6,373.04	104.83
046 - PERMANENT SCHOOL / AVAILABILITY	45,027.55	4,196.00	49,084.96	0.00	0.00	138.59	-4,060.08	4,198.67
048 - SCHOOL LAND IMPROVEMENT	263,071.51	1,658.30	0.00	0.00	0.00	264,729.81	263,244.52	1,485.29
049 - DISTRICT ATTORNEY FORFEITURE ACCOUNT	138,480.56	0.00	0.00	0.00	0.00	138,480.56	138,480.56	0.00
050 - SHERIFF FORFEITURE ACCOUNT	1,329.25	0.00	0.00	0.00	0.00	1,329.25	1,329.25	0.00
051 - FORFEITURE OF ASSETS ACCOUNT	0.00	0.00	0.00	0.00	0.00	0.00	0.00	0.00
052 - RECORD MANAGEMENT PRESERVATION	235,010.90	8,664.50	26,727.00	0.00	22,627.00	194,321.40	193,272.92	1,048.48
053 - OPEB FUNDING	0.00	0.00	0.00	0.00	0.00	0.00	0.00	0.00
054 - DISTRICT CLERK - RMP	105,980.37	2,428.75	0.00	0.00	0.00	108,409.12	108,409.12	0.00
055 - COUNTY AND DISTRICT CLERK TECH FUND	30,579.37	125.09	0.00	0.00	0.00	30,704.46	30,704.46	0.00

My Treasurers Report

Date Range: 01/01/2026 - 01/31/2026

Fund	Beginning Cash Balance	Revenues	Expenses	Net Change Assets	Net Change Liabilities	Calculated Ending Balance	Actual Ending Balance	Calculated - Actual Ending
056 - RECORD PRESERVATION	14,290.21	992.73	0.00	0.00	0.00	15,282.94	14,846.06	436.88
057 - SEIZURE ACCOUNT	0.00	0.00	0.00	0.00	0.00	0.00	0.00	0.00
058 - VACANT FUND	0.00	0.00	0.00	0.00	0.00	0.00	0.00	0.00
059 - ARCHIVE FEE COUNTY CLERK	71,242.42	7,070.73	0.00	0.00	0.00	78,313.15	77,963.66	349.49
060 - PERSONNEL / EMPLOYEE TESTING	15,154.36	8.54	1,682.09	0.00	503.91	12,986.90	12,986.90	0.00
061 - CONSTABLE PRECINCT 1 TRAINING FUND	4,464.14	0.00	150.00	0.00	-50.00	4,364.14	4,364.14	0.00
062 - CONSTABLE PRECINCT 2 TRAINING FUND	5,053.12	0.00	0.00	0.00	0.00	5,053.12	5,053.12	0.00
063 - CONSTABLE PRECINCT 3 TRAINING FUND	4,908.69	0.00	0.00	0.00	0.00	4,908.69	4,908.69	0.00
064 - CONSTABLE PRECINCT 4 TRAINING FUND	10,308.04	0.00	0.00	0.00	0.00	10,308.04	10,308.04	0.00
065 - COMMUNITY SERVICE RESTITUTION	63,734.42	0.00	0.00	0.00	0.00	63,734.42	63,734.42	0.00
066 - PECAN GLEN ROAD DISTRICT DEBT SERVICE	70,320.93	0.00	10,720.58	0.00	-10,625.00	70,225.35	70,225.35	0.00
067 - INTEREST AND SINKING FUND	71,912.87	10,088.30	0.00	0.00	0.00	82,001.17	74,672.63	7,328.54
068 - PECAN GLEN ROAD DISTRICT PROJECT ACCOUNT	16,476.99	0.00	0.00	0.00	0.00	16,476.99	16,476.99	0.00
069 - COURTHOUSE RESTORATION FUND	0.00	0.00	0.00	0.00	0.00	0.00	0.00	0.00
070 - COURTHOUSE SECURITY	111,516.18	3,290.47	0.00	0.00	0.00	114,806.65	114,282.42	524.23
071 - DISTRICT COURT ARCHIVE FUND	31,857.16	20.95	0.00	0.00	0.00	31,878.11	31,878.11	0.00
072 - UNCLAIMED AND ABANDONED PROPERTY	29,825.77	0.00	0.00	0.00	0.00	29,825.77	29,825.77	0.00
073 - HOMELAND SECURITY	651.08	0.43	0.00	0.00	0.00	651.51	651.51	0.00
074 - WC-TX COMMUNITY DEVELOPMENT PROGRAM	0.00	0.00	0.00	0.00	0.00	0.00	0.00	0.00
075 - ENGINEERING AND DEVELOPMENT CLEARING	20,946.19	3.58	0.00	0.00	0.00	20,949.77	15,054.16	5,895.61
076 - TOBACCO SETTLEMENT	268,774.17	1,228.24	0.00	0.00	0.00	270,002.41	268,950.93	1,051.48
077 - JUSTICE OF THE PEACE 4 PAYABLE	6,290.64	0.00	0.00	0.00	-770.47	7,061.11	7,061.11	0.00
078 - SHERIFF EQUIPMENT	0.00	0.00	0.00	0.00	0.00	0.00	0.00	0.00
079 - EXPO	0.00	18.15	0.00	0.00	-13,693.46	13,711.61	0.00	13,711.61
080 - CLERK ELECTIONS ACCOUNT	36,221.46	23.73	1,753.27	0.00	-1,613.39	36,105.31	36,105.31	0.00
081 - HAVA GRANT EQUIPMENT ACCOUNT	2,625.00	0.00	0.00	0.00	0.00	2,625.00	2,625.00	0.00
082 - JUSTICE OF THE PEACE 3 PAYABLE	13,158.65	0.00	0.00	0.00	-4,783.13	17,941.18	17,941.18	0.00
083 - JUSTICE OF THE PEACE 2 PAYABLE	7,953.09	0.00	0.00	0.00	-1,834.46	9,787.55	9,787.55	0.00
084 - JUSTICE OF THE PEACE 1 PAYABLE	11,029.04	0.00	0.00	0.00	-1,240.58	12,269.62	12,269.62	0.00
085 - BRAZOS VALLEY HOME CONSORTIUM	0.00	0.00	0.00	0.00	0.00	0.00	0.00	0.00
086 - 2008 HEALTH PILOT GRANT	32,675.77	21.49	0.00	0.00	0.00	32,697.26	32,697.26	0.00
087 - TDRA	0.00	0.00	0.00	0.00	0.00	0.00	0.00	0.00
088 - BAIL BOND ACCOUNT	9,065.48	5.96	0.00	0.00	0.00	9,071.44	9,071.44	0.00
089 - K-9 FUND CONSTABLES	0.00	100.00	0.00	0.00	0.00	100.00	0.00	100.00
090 - BPA/DA SEIZURE ACCOUNT	19,272.62	2,866.00	0.00	0.00	0.00	22,138.62	22,138.62	0.00
091 - SO TRAINING FUND	4,845.25	3.19	0.00	0.00	0.00	4,848.44	4,848.44	0.00
092 - SO DONATION FUND	85,032.29	14,535.32	406.00	0.00	0.00	99,161.61	99,161.61	0.00
093 - HOTEL / MOTEL TAX	118,301.40	4,902.97	898.50	0.00	425.00	121,880.87	119,905.50	1,975.37
094 - HEALTHY COUNTY REWARDS	2,602.66	1.71	0.00	0.00	0.00	2,604.37	2,604.37	0.00
095 - ENVIRONMENTAL CLEARING	0.00	0.00	0.00	0.00	0.00	0.00	0.00	0.00
096 - CO. ATTY. PRETRIAL DIVERSION	45,671.49	3,532.34	0.00	0.00	0.00	49,203.83	49,203.83	0.00
097 - GENERAL FIXED ASSETS	0.00	0.00	0.00	0.00	0.00	0.00	0.00	0.00
098 - PAYROLL CLEARING FUND	1,441,281.68	0.00	0.00	0.00	1,075,422.48	365,859.20	365,444.56	414.64


My Treasurers Report

Date Range: 01/01/2026 - 01/31/2026

Fund

099 - POOLED CASH

	Beginning Cash Balance	Revenues	Expenses	Net Change Assets	Net Change Liabilities	Calculated Ending Balance	Actual Ending Balance	Calculated - Actual Ending
Report Total:	5,052,957.20	15,337,871.90	3,533,357.09	0.00	1,073,471.07	13,629,811.31	3,370,010.12	10,259,801.19



Washington County, TX

My Treasurers Report
Summary

Date Range: 01/01/2026 - 01/31/2026

Fund	Beginning Cash Balance	Revenues	Expenses	Net Change Assets	Net Change Liabilities	Calculated Ending Balance	Actual Ending Balance	Calculated - Actual Ending
010 - GENERAL FUND	19,960,879.48	11,959,181.57	2,894,710.30	8,349,492.19	8,349,492.19	12,326,366.37	28,310,371.67	-15,984,005.30
015 - ENGINEERING & DEVELOPMENT SERVICES	1,820,912.99	3,097,737.10	208,185.15	2,812,557.23	2,812,537.23	-914,609.52	4,633,450.22	-5,548,059.74
021 - HIGHWAY 290/36	0.00	0.00	0.00	0.00	0.00	0.00	0.00	0.00
023 - JP TECHNOLOGY	85,940.38	760.17	32.17	270.50	270.50	86,127.18	86,210.98	-83.80
030 - AMBULANCE SERVICE SUPPLEMENT PAYMENT	0.00	0.00	0.00	0.00	0.00	0.00	0.00	0.00
031 - AMERICAN RESCUE PLAN ACT	0.00	423.64	115,148.87	0.00	0.00	-114,725.23	0.00	-114,725.23
032 - CORONAVIRUS RELIEF FUND	0.00	0.00	0.00	0.00	0.00	0.00	0.00	0.00
035 - EMS DONATION	166,488.10	11,429.77	5,137.79	524.23	524.23	171,731.62	167,012.33	4,719.29
037 - RURAL ADDRESSING	138,740.21	892.08	950.00	436.88	436.88	137,808.53	139,177.09	-1,368.56
042 - CHILD FOSTER CARE	110,992.06	434.96	0.00	349.49	349.49	110,728.04	111,341.55	-613.51
045 - SCHOOL LAND DAMAGE	33,297.57	109.02	0.00	104.83	104.83	33,196.93	33,402.40	-205.47
046 - PERMANENT SCHOOL / AVAILABILITY	1,393,443.83	4,196.00	49,084.96	4,198.67	4,198.67	1,280,157.53	1,337,642.50	-57,484.97
048 - SCHOOL LAND IMPROVEMENT	471,716.33	1,658.30	0.00	1,485.29	1,485.29	470,404.05	473,201.62	-2,797.57
052 - RECORD MANAGEMENT PRESERVATION	332,976.20	8,664.50	26,727.00	1,048.48	1,048.48	312,816.74	334,024.68	-21,207.94
053 - OPEB FUNDING	0.00	0.00	0.00	0.00	0.00	0.00	0.00	0.00
056 - RECORD PRESERVATION	138,740.21	992.73	0.00	436.88	436.88	138,859.18	139,177.09	-317.91
059 - ARCHIVE FEE COUNTY CLERK	110,992.06	7,070.73	0.00	349.49	349.49	117,363.81	111,341.55	6,022.26
067 - INTEREST AND SINKING FUND	2,327,436.58	10,088.30	0.00	7,328.54	7,328.54	2,332,867.80	2,334,765.12	-11,897.32
070 - COURTHOUSE SETTLEMENT	166,488.10	3,290.47	0.00	524.23	524.23	168,730.11	167,012.33	1,717.78
076 - TOBACCO SETTLEMENT	333,929.48	1,228.24	0.00	1,051.48	1,051.48	333,054.76	334,980.96	-1,926.20
093 - HOTEL / MOTEL TAX	627,352.10	4,902.97	898.50	1,975.37	1,975.37	627,405.83	629,327.47	-1,921.64
Report Total:	28,160,325.88	15,113,060.55	3,300,874.74	11,182,113.88	11,182,113.88	17,608,283.73	39,342,439.56	-21,734,155.83

Purchase Mo	FUND	PMT Term	TERM	Mat Date	DEP	W/D's	Dates	Mo Int	BALANCE	CUSIP	%	YTD INT
TX Class	10				\$7,000,000.00		1/7/2026	\$23,036.37	\$9,182,894.18		3.74%	\$23,036.37
TX Pool	10				\$4,200,000.00		1/7/2026	\$12,455.82	\$4,928,477.49		3.83%	\$12,455.82
	15				\$2,800,000.00		1/7/2026	\$12,537.23	\$4,633,450.22		3.83%	\$12,537.23
TX Star	23							\$270.50	\$86,210.98		3.82%	\$270.50
	35							\$524.23	\$167,012.33		3.82%	\$524.23
	37							\$436.88	\$139,177.09		3.82%	\$436.88
	42							\$349.49	\$111,341.55		3.82%	\$349.49
	45							\$104.83	\$33,402.40		3.82%	\$104.83
	46							\$4,198.67	\$1,337,642.50		3.82%	\$4,198.67
	48							\$1,485.29	\$473,201.62		3.82%	\$1,485.29
	52							\$1,048.48	\$334,024.68		3.82%	\$1,048.48
	56							\$436.88	\$139,177.09		3.82%	\$436.88
	59							\$349.49	\$111,341.55		3.82%	\$349.49
	67							\$7,328.54	\$2,334,765.12		3.82%	\$7,328.54
	70							\$524.23	\$167,012.33		3.82%	\$524.23
	76							\$1,051.48	\$334,980.96		3.82%	\$1,051.48
	93							\$1,975.37	\$629,327.47		3.82%	\$1,975.37
Purchase Mo	FUND	PMT Term	TERM	Mat Date	DEP	W/D's	Dates	Mo Int	BALANCE	CUSIP	%	YTD INT
January	PEOPLES BK CO	Monthly	24 months	01/12/2026	\$244,000		MATURED	\$891.10	\$249,000	710275AG3	4.30%	\$891.10
January	OREGON CMNTY CR UN	Monthly	24 months	01/12/2026	\$249,000		MATURED	\$972.81	\$249,000	68584AL3	4.60%	\$972.81
January	AMERICAN COML BK &	Monthly	24 months	01/16/2026	\$249,000		MATURED	\$839.10	\$249,000	02519ACF2	4.10%	\$839.10
January	EXCHANGE BK KEARNEY	Monthly	24 months	01/20/2026	\$249,000		MATURED	\$873.21	\$249,000	301074HQ6	4.00%	\$873.21
January	EH NATL BK BEVERLY	Monthly	24 months	01/20/2026	\$200,000		MATURED	\$701.37	\$200,000	26853MAH7	4.00%	\$701.37
January	COMMERCIAL BK ST	Monthly	27 months	04/30/2026	\$249,000			\$249,000	\$249,000	201487AF2	4.25%	\$249,000
January	STATE BK OF TOLEDO	Monthly	30 months	07/31/2026	\$140,000			\$140,000	\$140,000	85642NAC8	4.15%	\$140,000
January	ENTERPRISE BK & TR	Monthly	30 months	07/31/2026	\$140,000			\$111.29	\$249,000	29967SKT0	4.30%	\$111.29
January	OLD DOMINION NATL BK	Monthly	36 months	01/26/2027	\$249,000			\$856.49	\$249,000	679585CG2	4.05%	\$856.49
January	INTERNATIONAL BK	Monthly	36 months	01/26/2027	\$249,000			\$867.07	\$249,000	45906AEC7	4.10%	\$867.07
January	SAUK VY BK & TR CO	Monthly	36 months	01/29/2027	\$249,000			\$877.54	\$249,000	804375EA7	4.15%	\$877.54
January	WELLS FARGO BK N A	Monthly	36 months	01/29/2027	\$249,000			\$888.21	\$249,000	94976ALX8	4.20%	\$888.21
January	FARMERS & MERCHANTS	Monthly	36 months	02/01/2027	\$249,000			\$877.54	\$249,000	308593BG4	4.15%	\$877.54
January	TTCU FED CR UN TULSA	Monthly	36 months	02/01/2027	\$249,000			\$898.79	\$249,000	89854LAW5	4.25%	\$898.79
January	WVB BK INC FAIRMONT WV	Monthly	24 months	3/27/2026	\$249,000			\$815.34	\$200,000	62847NEL6	4.80%	\$815.34
March	WORKERS FED CR UN	Monthly	36 months	8/23/2027	\$249,000			\$845.92	\$249,000	98138MCH1	4.00%	\$845.92
August	GENERAL ELEC CR UN	Monthly	36 months	8/27/2027	\$249,000			\$845.92	\$249,000	369674CK2	4.00%	\$845.92
October	ALL IN FED CR UN	Monthly	18 months	4/6/2026	\$249,000			\$824.77	\$249,000	01664MAL0	3.90%	\$824.77
November	RIA FED CR UN SH CTF	Monthly	15 months	2/9/2026	\$249,000			\$888.21	\$249,000	749622BT2	4.20%	\$888.21
November	TRANS ALLIANCE BK INC	Monthly	19 months	11/6/2026	\$249,000			\$845.92	\$249,000	89388CJQ2	4.00%	\$845.92
November	TRADITIONAL BK INC INT STR	Monthly	19 months	6/12/2026	\$249,000			\$845.92	\$249,000	89268BVM6	4.00%	\$845.92
November	FIDELITY BK NEW ORLEANS	Monthly	18 months	5/19/2026	\$249,000			\$884.73	\$249,000	31617CBT9	4.05%	\$884.73
November	NUMERICA CR UN SPOKANE	Monthly	24 months	11/26/2026	\$249,000			\$888.21	\$249,000	67054NBU6	4.20%	\$888.21
November	ALABAMA CT UN TUSCALOOSA	Monthly	24 months	11/27/2026	\$249,000			\$898.79	\$249,000	01025RAR0	4.25%	\$898.79
November	SAN FRANCISCO FED CR UN	Monthly	24 months	11/27/2026	\$249,000			\$898.79	\$249,000	79772FAJ5	4.25%	\$898.79
November	AUSTIN TELCO FED CR UN	Monthly	24 months	11/27/2026	\$249,000			\$909.36	\$249,000	025239DVO	4.30%	\$909.36
December	HOME LAND CR UNION	Monthly	24 months	11/30/2026	\$249,000			\$898.79	\$249,000	43742UAD8	4.25%	\$898.79
December	FNB MCGREGOR	Monthly	36 months	12/30/2026	\$249,000			\$856.49	\$249,000	32112UFF3	4.05%	\$856.49
December	LIVE OAK BKG CO	Monthly	20 months	8/28/2026	\$249,000			\$856.49	\$249,000	538036X33	4.05%	\$856.49
December	MOCSE MODESTO CA	Monthly	15 months	3/30/2026	\$249,000			\$898.79	\$249,000	55317TAD0	4.25%	\$898.79

FEBRUARY	MERIDIAN BK PAOLI	Monthly	24 months	2/19/2027	\$249,000	\$888.21	\$249,000	58958PPV0	4.20%	\$888.21
FEBRUARY	SPACE COAST CR UN	Monthly	24 months	2/22/2027	\$249,000	\$898.79	\$249,000	84614AAN9	4.25%	\$898.79
FEBRUARY	NEIGHBORS FCU BA ROU	Monthly	24 months	2/22/2027	\$249,000	\$919.94	\$249,000	64017ABP8	4.35%	\$919.94
FEBRUARY	GLOBAL FED CR UN	Monthly	24 months	2/22/2027	\$249,000	\$919.94	\$249,000	37892MARS	4.35%	\$919.94
FEBRUARY	FIRST CUNTY BK	Monthly	36 Months	2/28/2028	\$249,000	\$877.64	\$249,000	31983VDD6	4.15%	\$877.64
FEBRUARY	STATE BK TEX DALLAS	Monthly	24 months	2/26/2027	\$249,000	\$888.21	\$249,000	856528FR5	4.20%	\$888.21
MARCH	ANDERSON BROS BK	Monthly	30 months	8/30/2028	\$249,000	\$898.79	\$249,000	033537BV2	4.25%	\$898.79
MARCH	FREEDOM NW CR UN	Monthly	36 Months	2/28/2028	\$249,000	\$909.36	\$249,000	356436AX3	4.30%	\$909.36
MARCH	FIRST OKLA BK JENKS	Monthly	36 Months	3/24/2028	\$249,000	\$888.21	\$249,000	335857EC8	4.20%	\$888.21
MAY	ONE COMM BANK	Monthly	36 Months	5/15/2028	\$249,000	\$824.77	\$249,000	682325FS9	3.90%	\$824.77
MAY	CELTIC BANK	Monthly	36 Months	5/15/2028	\$249,000	\$824.77	\$249,000	15118RV87	3.90%	\$824.77
MAY	AMER NB MINNESOTA	Monthly	36 Months	5/15/2028	\$249,000	\$803.62	\$249,000	02769QFK0	3.80%	\$803.62
MAY	IDABEL NATL BANK	Monthly	36 Months	5/5/2028	\$249,000	\$693.89	\$249,000	451088BW7	3.80%	\$693.89
MAY	US5 BANK USA	Monthly	36 Months	5/30/2028	\$249,000	\$867.07	\$249,000	903555GVW2	4.10%	\$867.07
August	COVANTAGE CR UN	Quarterly	24 Months	8/24/2026	\$247,000	\$247,000	22282XAF7		4.15%	\$247,000
January	GOLDMAN SACHS BK USA	Semi-Ann	24 months	01/09/2026	\$249,000	\$5,020.93	\$249,000	38150VRH4	4.00%	\$5,020.93
January	BANK HOPE LOS	Semi-Ann	24 months	01/12/2026	\$249,000	\$5,209.22	\$249,000	062683J75	4.30%	\$5,209.22
January	BMW BK NORTH AMER	Semi-Ann	24 months	01/12/2026	\$249,000	\$5,334.74	\$249,000	055804474	4.15%	\$5,334.74
January	OHIO VY BK CO	Semi-Ann	24 months	01/16/2026	\$249,000	\$5,062.54	\$249,000	677721DG4	4.10%	\$5,062.54
January	DALLAS CAP BK NA TX	Semi-Ann	24 months	01/20/2026	\$249,000	\$5,174.42	\$249,000	234553EA9	4.00%	\$5,174.42
January	TOWNEBANK PORTSMOUTH	Semi-Ann	24 months	01/20/2026	\$200,000	\$4,331.51	\$200,000	89214PEF2	4.10%	\$4,331.51
January	AMERICAN BK & TR CO	Semi-Ann	30 months	07/30/2026	\$244,000	\$5,289.12	\$244,000	024263DD4	4.30%	\$5,289.12
January	FIRST RNDTN BK	Semi-Ann	30 months	07/30/2026	\$244,000	\$5,166.11	\$244,000	32026USP7	4.20%	\$5,166.11
January	BNY MELLON N A INSTL	Semi-Ann	36 Months	01/29/2027	\$245,000	\$5,002.03	\$245,000	05584CLC8	4.05%	\$5,002.03
January	FIRSTBANK PUERTO	Semi-Ann	36 Months	02/01/2027	\$244,000	\$5,104.61	\$244,000	33767GGH5	4.15%	\$5,104.61
January	ORIENTAL BK BROKED	Semi-Ann	24 months	8/26/2026	\$163,000	\$163,000	68621KCK7	4.00%	\$163,000	
August	BARCLAYS BK DEL	Semi-Ann	24 months	8/28/2026	\$150,000	\$150,000	06740KSW8	4.00%	\$150,000	
August	FEDERAL HOME LN MTG	Semi-Ann	36 Months	8/20/2027	\$330,000	\$330,000	3184HAF57	4.00%	\$330,000	
August	HSBC BK USA NATL	Semi-Ann	36 Months	8/23/2027	\$244,000	\$244,000	44330U3E0	4.20%	\$244,000	
August	JPMORGAN CHASE BK N	Semi-Ann	36 Months	8/27/2027	\$220,000	\$220,000	46657VHE3	4.10%	\$220,000	
September	CADENCE BANK	Semi-Ann	18 months	3/19/2026	\$245,000	\$245,000	12739U8F2	4.05%	\$245,000	
September	WINGS FINANCIAL	Semi-Ann	18 months	4/8/2026	\$245,000	\$245,000	97412MAF6	3.80%	\$245,000	
October	BANC OF CALIF LOS ANGELES	Semi-Ann	18 months	5/1/2026	\$245,000	\$245,000	05890QCW2	4.10%	\$245,000	
November	FED FARM CR BKS	Semi-Ann	36 Months	12/23/2027	\$500,000	\$500,000	3133ERN31	4.34%	\$500,000	
December	ALLY BANK SANDY UTAH	Semi-Ann	36 MONTHS	12/31/2027	\$245,000	\$245,000	02007G4NO	4.00%	\$245,000	
JANUARY	CROSS RIVER BANK	Semi-Ann	24 MONTHS	1/4/2027	\$245,000	\$245,000	227568LS0	4.00%	\$245,000	
January	FHLMC	Semi-Ann	36 Months	1/14/2028	\$250,000	\$5,625.00	3134HAY31	4.50%	\$5,625.00	
January	US CENTY BK DORAL FL	Semi-Ann	24 months	2/12/2027	\$244,000	\$244,000	90343DCQ9	4.25%	\$244,000	
February	AMERICAN EXPRESS	Semi-Ann	36 Months	2/22/2028	\$244,000	\$244,000	025894GM8	4.25%	\$244,000	
December	HAWAII BK LOS ANGELES	Monthly	30 months	6/28/2027	\$249,000	\$845.92	\$249,000	410493GD6	4.00%	\$845.92
	MONEY MARKET TR ACCT				\$7,91	\$7,91				\$7,91

Total Mo Int	\$170,834.38	Total Balance	\$39,342,439.56	Total Mo Int	\$170,834.38
MBS	\$14,199,000.00				



December 2, 2025

County of Washington
Peggy Kramer
105 W Main St, Ste 105
Brenham, TX 77833

As of November 30, 2025, the following securities were pledged to County of Washington:

CUSIP	DESCRIPTION	MATURITY	PLEGGED AMT	MARKET VALUE
3140AXA80	FNMA POOL #DC9030	2/1/2055	25,946,885.44	26,297,168.39

Please check to make sure you have adequate coverage and if you have any questions, please do not hesitate to contact me.

Ginger Richardson
Bank Officer
Corporate Treasury Department

662-680-2421
ginger.richardson@cadencebank.com

If the contact information is no longer valid, please contact me so I can update your information.



March 10, 2026

County of Washington
Peggy Kramer
105 W Main St, Ste 105
Brenham, TX 77833

As of February 28, 2026, the following securities were pledged to County of Washington:

CUSIP	DESCRIPTION	MATURITY	PLEGGED AMT	MARKET VALUE
3132D9W26	FHLMC Pool #SC0665	5/1/2045	4,034,497.63	4,163,036.72
3140AXA80	FNMA POOL #DC9030	2/1/2055	24,930,888.93	25,346,985.47

Please check to make sure you have adequate coverage and if you have any questions, please do not hesitate to contact me.

Ginger Richardson
Bank Officer
Corporate Treasury Department
662-680-2421
ginger.richardson@cadencebank.com

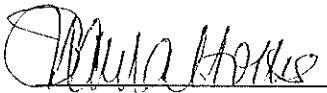
If the contact information is no longer valid, please contact me so I can update your information.


TREASURER'S REPORT

EXAMINED AND APPROVED BY WASHINGTON COUNTY INVESTMENT COMMITTEE

THIS 24th DAY OF February, 20 26


PEGGY KRAMER
WASHINGTON CO. TREASURER



SHAWNA D HOLLIS
WASHINGTON CO. AUDITOR


KIRK HANATH
WASHINGTON CO.
COMMISSIONER, PCT. 3

WASHINGTON COUNTY, TEXAS

FILED WITH THE EXHIBITS ACCOMPANYING SAME,

THIS 24th DAY OF February, 20 26


COUNTY CLERK

EXAMINED AND APPROVED IN OPEN COMMISSIONERS' COURT

THIS 24th DAY OF February, 20 26


PRESIDING OFFICER OF COMMISSIONERS' COURT